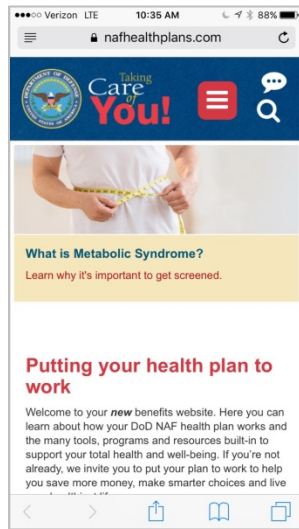



How to make a mobile-ready website look and act like an app on an **Apple** phone or tablet:

1. Go to www.nafhealthplans.com


2. Click icon on bottom



3. Click *Add to Home Screen*



4. Presto! The site looks like an app. No more typing the url.



How to make a mobile-ready website look and act like an app on an **ANDROID** phone or tablet:

1. Start by opening www.nafhealthplans.com in your browser. We recommend using the default Android Browser, or Google Chrome if possible.
2. Tap the menu button, and add the page to your bookmarks. In Chrome, just tap on the star and follow the prompt.
3. Open you bookmarks using the menu button, and find the new bookmark you've just added. Press down and hold on the bookmark until you see an action menu.
4. Select 'Add to homescreen'.
5. The bookmark is now pinned to the homescreen for quick access. Arrange it into the place of your liking.